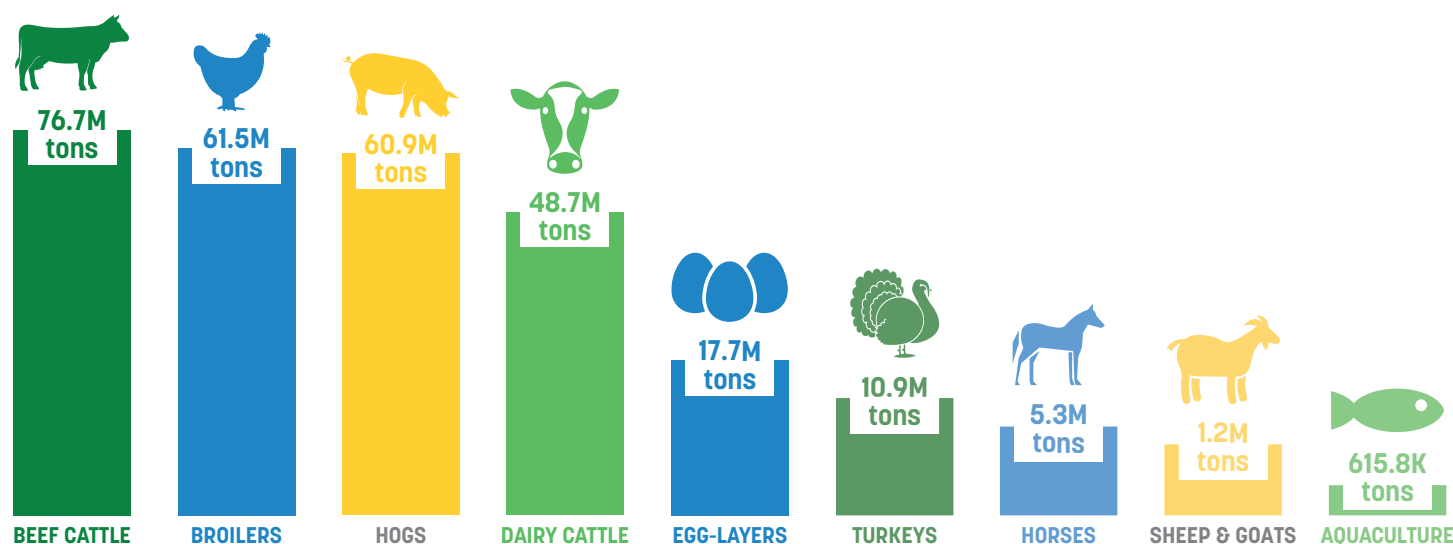


Animal Food Is Critical to Agricultural Productivity, Rural Economies



Across the United States, nearly 5,650 animal food manufacturing facilities are committed to producing safe and nutritious feed for livestock, poultry and aquaculture annually. In 2023, U.S. livestock, poultry and farmed aquaculture consumed nearly 284 million tons of safe, high-quality and nutritious feed. The animal food industry is a vital part of the agricultural supply chain, supporting animal health and well-being while contributing to the economy and national food security.



In 2023, nearly 284 million tons of animal food were consumed by domestic livestock, poultry and aquaculture.¹

Top 5 Feed Ingredients



159.4M TONS
Corn



35.4M TONS
Soybean Meal



32.6M TONS
Corn DDGs

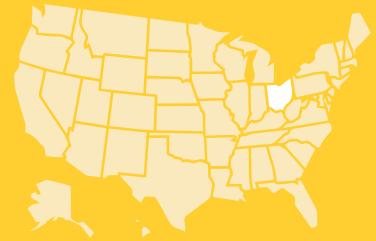


5.6M TONS
Wheat Middlings



5.2M TONS
Canola Meal

Ohio



With hundreds of agricultural ingredients on the market, animal nutritionists have many choices when formulating nutritious diets for animals at their various life stages. They use everything from major agricultural commodities and coproducts, like soybean oil, dried distillers' grains or bakery meal, to supplements, vitamins, minerals and amino acids. Formulations are selected based on ingredient accessibility in the regions where animals are raised to offer the most affordable options for farmers and ranchers. See which animal species top the list in Ohio below!

Ohio By The Numbers

Top 5 Animal Species by Consumption



4.7 M TONS
Dairy Cattle




2.4 M TONS
Beef Cattle



2.1 M TONS
Hogs



1.9 M TONS
Layers



845.8 K TONS
Broilers

Top 5 U.S. Feed Ingredients Ohio Usage



4.2 M TONS
Corn



1.1 M TONS
Soybean Meal



728.3 K TONS
Corn DDGs



266.2 K TONS
Wheat Middlings



26.2 K TONS
Canola Meal